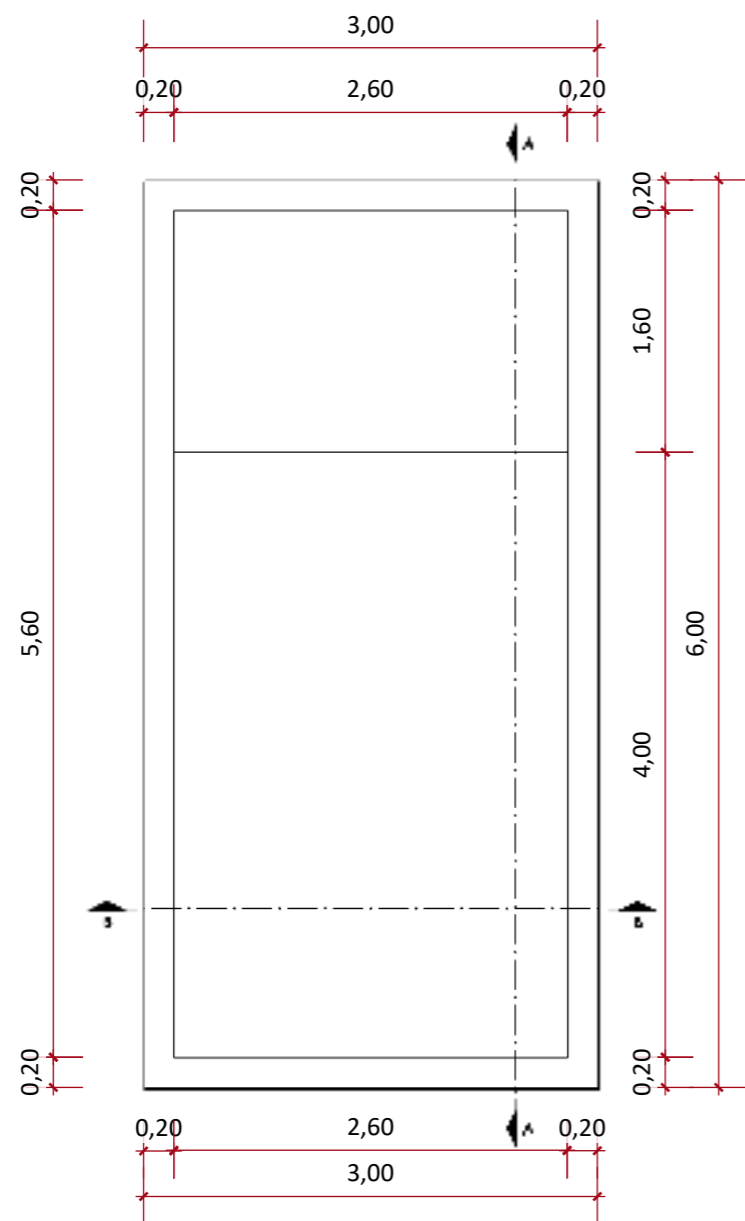




[www.simpiscinas.com.br](http://www.simpiscinas.com.br)



PLANTA BAIXA  
ESCALA 1:50



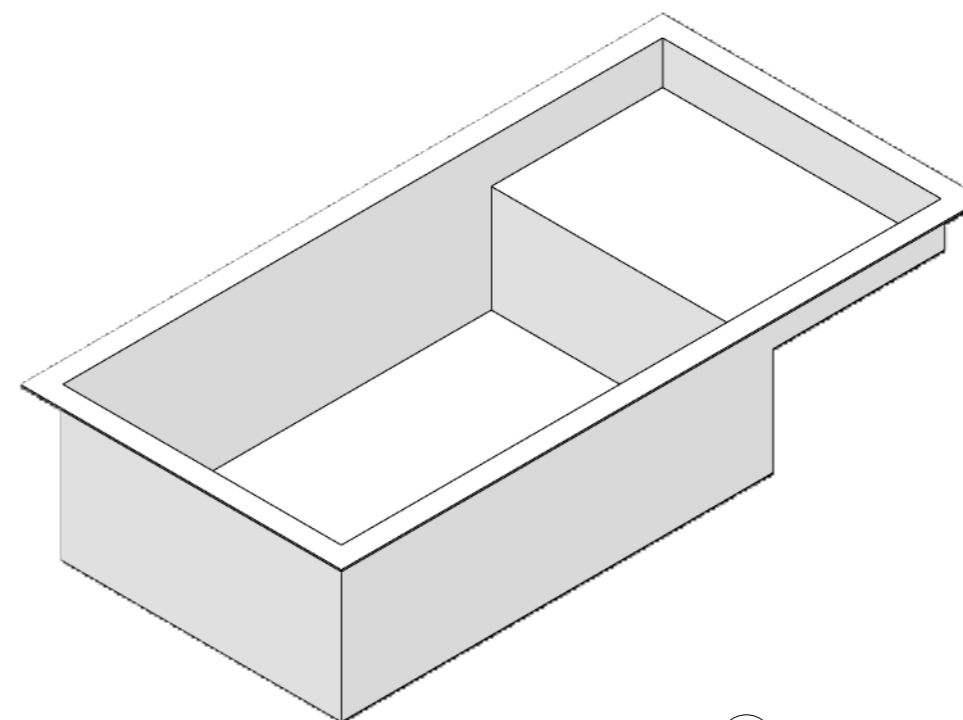
CORTE A-A  
ESCALA 1:50



CORTE B-B  
ESCALA 1:50



RENDER  
ESCALA 1:50



ISOMÉTRICA  
ESCALA 1:50



PISCINA CAMBURI

FOLHA A3

CLIENTE:

PROJETO:  
EDVANA

DESENHO: CAMBURI  
ESCALA: INDICADAS  
ETAPA: 01  
DATA: 20/02/2026

\* PASTILHA INTERNA SEM BORDA: 34,32m<sup>2</sup>  
\* PASTILHA TOTAL: 37,76m<sup>2</sup>